

CRC SmartWasher®

PRODUCT GUIDE



BE SAFE BE SMART

PROTECT YOUR TEAM AND THE ENVIRONMENT

The CRC SmartWasher® is a bioremediating parts washing system designed to clean dirty equipment parts during repair and maintenance operations - safely. The system combines 3 essential components – the SmartWasher® parts washer, the OzzyJuice® cleaning fluid, and the OzzyMat® filter that contains a proprietary blend of microbes.

The SmartWasher® heats and circulates the OzzyJuice® and the OzzyJuice® cleans the parts. The OzzyMat® releases the microbes into the cleaning fluid to break down and eat oil, grease and carbon-based contaminants, creating a self-cleaning system that does not generate hazardous waste.

The SmartWasher® system harnesses the power of nature to deliver exceptional cleaning performance while also eliminating the need to handle or dispose of hazardous waste, making it a safer choice over manual solvent or aqueous-based parts washers.

WHAT IS BIOREMEDIATION?

Bioremediation is the use of microbes to break down and “eat” oil, grease, and carbon-based contaminants. This proven biotechnology is used to assist in the clean-up of wastewater treatment ponds and lagoons in petroleum refineries and industrial manufacturing facilities all around the world.

- 1 Oil contaminants enter the solution as parts are washed.
- 2 Surfactant in OzzyJuice® solution emulsifies the oils.
- 3 Emulsified oil is eaten by the Ozzy® microbes.
- 4 Oil is converted into water and carbon dioxide.



1



2



3



4

THE PERFORMANCE ADVANTAGE

It works! CRC SmartWasher® is effective, even on the toughest carbon, grease, gunk and oils.



Exceptional Cleaning Power

Meets or exceeds the cleaning performance of manual solvent and aqueous parts washers



Self-Cleaning Solution

The bioremediation process keeps the fluid clean and ready to use



Mobile Options

Save time by bringing the washer to the parts instead of the parts to the washer

THE COST ADVANTAGE

When you compare traditional parts washers against the CRC SmartWasher®, the savings are clear.



Less Spending

No ongoing purchase of solvent cleaners



Minimized Waste

No changing or hauling away of cleaning fluid



No Contracts

Eliminates hazardous waste removal contracts



Lower Liability

No cradle to grave legal liability



THE SAFETY ADVANTAGE



A CRC SmartWasher® delivers exceptional cleaning without any of the health risks associated with solvent and aqueous-based parts washers. It's safer for you and for the environment.



Bioremediating Microbes

Naturally Occurring and Non-Pathogenic



OzzyJuice® Cleaning Fluids

Non-Irritating and Environmentally-Friendly



Safer For Employees

Non-flammable & No Contact with Harmful Solvents



Safer for the Environment

No Hazardous Waste



FLEXIBLE TAP

Bendable design allows user to aim fluid stream directly at greasy, dirty parts.




THE OZZYMAT®

The microbe-infused mat traps particulate matter larger than 50 microns. It is disposable and easy to change. The microbes in the mat are activated when used with OzzyJuice®. Change mat every 30 days for optimal performance.



RECIRCULATING PUMP

Sump action recirculates system fluid and microbes through machine.



FLOW-THROUGH BRUSH

Scrub away grease and oil with the durable brush.



PUMP CONTROL TIMER

System is equipped with a timer that automatically stops fluid flow after a set time of 10 or 30 minutes.



THE SMARTWASHER RANGE

SmartWasher® ships completely assembled. Starter kits available with OzzyMats® and OzzyJuice®.

SW-23 MOBILE PARTS WASHER

SW-23 - Fits every application with its unique design, large sink size, mobility and amazing features. It includes an extra long angled brush/hose for those hard to reach places and a customised dolly with a footstep that makes it really easy to move around.

Overall Dimensions	1092mm (L) x 686mm (W) x 1067mm (H)
Inside Sink Dimensions	686mm (L) x 584mm (W) x 203mm (H)
Capacity	60 L
Load Capacity	180 kg
Parts Washer Structure	Heavy-Duty HDPE
Controls	Toggle Switch
Pump Capacity	19 L per minute
Adjustable Thermostat	40 to 46°C
Flow Control Timer	10 Minutes
Certified	CE, NSF
Initial Fill	60 L



SW-23 OPTIONAL STARTUP KIT

CONTAINS	CRC CODE	CRC DESCRIPTION
1 x SW-23 SmartWasher®, 3 x OzzyJuice® 20L, 1 x FL-4 OzzyMat™	33328	SW-23 MOBILE PARTS & BRAKE WASHER
	33356-AC	STARTER KIT SW-23 / SW-1 / FL-4
	33356-AA	STARTER KIT SW-23 / SW-3 / FL-4
	33356-AB	STARTER KIT SW-23 / SW-6 / FL-4
	33356-AD	STARTER KIT SW-23 / SW-X1 / FL-4



SW-37 HEAVYWEIGHT PARTS WASHER

SW-37 - Tough enough for the big jobs, it has an enormous 454 kg load capacity, moves easily through the workshop area on a mobile dolly or can stay in one place with locking casters and provides a large, oversized sink to accommodate large and small parts.

Overall Dimensions	1219mm (L) x 889mm (W) x 1143mm (H)
Inside Sink Dimensions	838mm (L) x 685mm (W) x 203mm (H)
Capacity	100 L
Load Capacity	454 kg
Parts Washer Structure	Heavy-Duty HDPE
Controls	Toggle Switch
Pump Capacity	19 L per minute
Adjustable Thermostat	40 to 46°C
Flow Control Timer	10 Minutes
Certified	CE, NSF
Initial Fill	100 L



SW-37 OPTIONAL STARTUP KIT

CONTAINS	CRC CODE	CRC DESCRIPTION
1 x SW-37 SmartWasher®, 5 x OzzyJuice® 20L, 1 x FL-4 OzzyMat™	33331	SW-37 MOBILE HEAVY WEIGHT PARTS WASHER
	33359-AC	STARTER KIT SW-37 / SW-1 / FL-4
	33359-AA	STARTER KIT SW-37 / SW-3 / FL-4
	33359-AB	STARTER KIT SW-37 / SW-6 / FL-4
	33359-AD	STARTER KIT SW-37 / SW-X1 / FL-4



SW-25 SIGNATURE PARTS WASHER

SW-25 - Fits every budget and has everything you need in a manual parts washer and then some: toggle switch controls, a flow control timer, adjustable thermostat, and a super capacity pump.

Overall Dimensions	1991mm (L) x 737mm (W) x 1016mm (H)
Inside Sink Dimensions	660mm (L) x 432mm (W) x 203mm (H)
Capacity	100 L
Load Capacity	227 kg
Parts Washer Structure	Heavy-Duty HDPE
Controls	Toggle Switch
Pump Capacity	19 L per minute
Adjustable Thermostat	40 to 46°C
Flow Control Timer	10 Minutes
Certified	CE, NSF
Initial Fill	100 L



SW-25 OPTIONAL STARTUP KIT

CONTAINS	CRC CODE	CRC DESCRIPTION
1 x SW-25 SmartWasher®, 5 x OzyJuice® 20L, 1 x FL-4 OzyMat™	33329	SW-25 SINGATURE PARTS WASHER
	33357-AC	STARTER KIT SW-25 / SW-1 / FL-4
	33357-AA	STARTER KIT SW-25 / SW-3 / FL-4
	33357-AB	STARTER KIT SW-25 / SW-6 / FL-4
	33357-AD	STARTER KIT SW-25 / SW-X1 / FL-4



SW-28 SUPERSINK PARTS WASHER

SW-28 - Bigger is better with the SuperSink Parts Washer. This model is loaded with features and includes an extra large work surface for all jobs, large and small. A second brush allows two people to work at the same time.

Overall Dimensions	1194mm (L) x 965mm (W) x 1067mm (H)
Inside Sink Dimensions	1041 mm (L) x 660mm (W) x 203mm (H)
Capacity	100 L
Load Capacity	227 kg
Parts Washer Structure	Heavy-Duty HDPE
Controls	Toggle Switch
Pump Capacity	19 L per minute
Adjustable Thermostat	40 to 46°C
Flow Control Timer	10 Minutes
Certified	CE, NSF
Initial Fill	100 L





SW-28 OPTIONAL STARTUP KIT

CONTAINS	CRC CODE	CRC DESCRIPTION
1 x SW-28 SmartWasher®, 5 x OzyJuice® 20L, 1 x FL-4 OzyMat™	33330	SW-28 SUPERSINK PARTS WASHER
	33358-AC	STARTER KIT SW-28SW-1 FL-4
	33358-AA	STARTER KIT SW-28 SW-4 FL-4
	33358-AB	STARTER KIT SW-28 SW-6.8 FL-4
	33358-AD	STARTER KIT SW-28 SW-X1 FL-4



FOR USE IN MANY DIFFERENT INDUSTRIES



THE SMARTWASHER RANGE OVERVIEW



SW-23

Mobile Parts/Brake Washer

SW-25

Signature Parts Washer

SW-28

SuperSink Parts Washer

SW-37

Mobile Heavyweight Parts Washer

Heavy-Duty HDPE Construction	●	●	●	●
Electric Operated Pump (19L/min)	●	●	●	●
Adjustable Thermostat (40 to 46°C)	●	●	●	●
Toggle Switch Controls	●	●	●	●
On-Board Diagnostics	●	●	●	●
Flow Control Timer	●	●	●	●
Two Brush Stations*			●	
Dolly	●			●
Detachable Control Box				●
Up to 180kg Load Capacity	●			
Up to 227kg Load Capacity		●	●	
Up to 454kg Load Capacity				●
Certified: CE, NSF	●	●	●	●

*Optional Two Brush Station Available

POWERFUL AND EFFICIENT CLEANING



OZZYJUICE® DEGREASING/CLEANING SOLUTION

OZZYMAT® FL-4 MULTI-LAYER OZZYMAT®

Designed for applications with normal to heavy usage, the FL-4 Multi-Layer OzyMat® has (4) white layers and (1) blue layer. The white layers on the mat trap any particulate larger than 50 microns and should be peeled away once a week for optimum performance. The blue layer is the support structure that contains the microbes (Ozy®) and delivers them into the system. These microbes (Ozy®) migrate from the OzyMat® into the OzyJuice®, located in the SmartWasher® tank, and break down oil and grease.

CRC CODE	DESCRIPTION
----------	-------------

32950 FL-4 OzyMat® Multi-Layer Fluid Activation Mat

OZZY® MICROBES INSIDE
CHANGE
THE OZZYMAT®
CHANGE THE OZZYMAT TO MAINTAIN CLEAN OZZYJUICE.
OZZY MICROBES KEEP THE OZZYJUICE CLEAN AND STRONG.
CLEAN OZZYJUICE MEANS CLEAN PARTS.



WHAT IS OZZYJUICE®?

OzyJuice® is a powerful, aqueous-based degreasing/cleaning solution that is pH-neutral, non-irritating, non-flammable, and non-hazardous. Armed with superior cleaning capability, OzyJuice® solutions will match or surpass the performance of premium solvents without the associated risks.

OZZY® MICROBES KEEP THE OZZYJUICE® CLEAN AND STRONG.

Microbes (Ozy®), introduced into the SmartWasher® system through the OzyMat®, eat the grease, oil and other contaminants, creating the harmless by-products of carbon dioxide and water.

CLEAN OZZYJUICE® MEANS CLEAN PARTS.

The OzyJuice® degreasing/cleaning solution cleans dirty parts and the Ozy® microbes clean the OzyJuice®, leaving it strong and clean for every use. If the unit is maintained according to the operating instructions, you should never need to haul away dirty cleaning fluid again.

CRC CODE	DESCRIPTION
----------	-------------

33326 SW-1 Degreasing Solution – 20 Litre Pail

32948 SW-3 Truck Grade Degreasing Solution – 20 Litre Pail

32949 SW-6 Select Metals Degreasing Solution – 20 Litre Pail

33327 SW-X1 HD Degreasing Solution – 20 Litre Pail



OZZYJUICE DEGREASING/ CLEANING SOLUTIONS	SW-1	SW-3	SW-6	SW-X1
APPLICATION	DEGREASING SOLUTION	TRUCK GRADE DEGREASING SOLUTION	SELECT METALS DEGREASING SOLUTION	HIGH-PERFORMANCE DEGREASING SOLUTION

20 Litre Pail

33326

32948

32949

33327

NSF A1

163229

161215

161319

CONTAMINANT TYPE	Crude Oil	excellent	excellent	good	superior
	Hydraulic Trans. Fluid	excellent	excellent	excellent	superior
	Motor Oil	excellent	excellent	excellent	superior
	Solder & Flux	excellent	good	good	superior
	Bearing Grease	good	excellent	good	superior
	Automotive Grease	good	excellent	excellent	superior
	Resin Products	good	excellent	excellent	superior
	Fifth Wheel Grease	good	excellent	good	superior
	Creosote	excellent	excellent	good	superior
	Impacted Grease	good	excellent	good	superior
	Animal Fat	good	excellent	fair	excellent
	Automotive Varnish	excellent	good	good	superior
	Burned-On Carbon	excellent	good	good	superior
	Cutting Oils	excellent	good	good	superior
	Ink/Toner	excellent	fair	good	good
	Asphalt	good	good	fair	good



CRC Industries Europe
Touwslagerstraat 1
9240 Zele - Belgium

www.smartwasher.com
SmartWasherEU@crcind.com